












1. What time do you typically start your workday AND what time do you typically end your workday?

		Response Percent	Response Count
START workday		100.0%	77
END workday		100.0%	77
answered question			77
skipped question			0






2. How do you commute to work?

		Response Percent	Response Count
Drive alone		13.0%	10
Vanpool/Carpool		46.8%	36
Public transportation		31.2%	24
Other (please specify)		9.1%	7
answered question			77
skipped question			0






3. If faster transit service was available that matched your work schedule, how likely would you be to use it?

		Response Percent	Response Count
Very likely		55.8%	29
Somewhat likely		17.3%	9
Somewhat unlikely		3.8%	2
Very unlikely		13.5%	7
Not sure		9.6%	5
answered question			52
skipped question			25



4. In which community do you currently live?

		Response Percent	Response Count
Atascadero		27.5%	14
Five Cities		11.8%	6
Morro Bay		0.0%	0
Paso Robles		19.6%	10
San Luis Obispo		7.8%	4
Other (please specify)		33.3%	17
answered question			51
skipped question			26

5. Based on the map above, which area of Paso Robles do you currently live?

		Response Percent	Response Count
Area 1		20.0%	2
Area 2		10.0%	1
Area 3		10.0%	1
Area 4		0.0%	0
Area 5		50.0%	5
Area 6		10.0%	1
	Other (please specify)		1
answered question			10
skipped question			67





6. Currently, RTA serves the Paso Transit Center @ 8th St. & Pine St. If there were a bus stop closer to where you live, would you be more likely to take transit?

		Response Percent	Response Count
Yes		63.6%	7
No		36.4%	4
answered question			11
skipped question			66






7. If yes, where would you suggest a convenient stop location?

	Response Count
	7
answered question	7
skipped question	70





8. Currently the travel time on RTA's Route #9 express trips from Paso Robles to Cal Poly is 45 minutes. How likely would you be to ride the bus to work if the travel time were reduced by approximately 10 minutes?

		Response Percent	Response Count
Very likely		45.5%	5
Somewhat likely		9.1%	1
Somewhat unlikely		0.0%	0
Very unlikely		27.3%	3
Not sure		18.2%	2
answered question			11
skipped question			66



9. What are some hurdles that prevent you from riding the bus? Mark all that apply.

		Response Percent	Response Count
Child pick-up/drop-off		9.1%	1
Need for flexibility in work schedule		72.7%	8
Lunchtime errands		18.2%	2
Need car for work		9.1%	1
Other (please specify)		72.7%	8
answered question			11
skipped question			66

10. Based on the map above, which area of Atascadero do you currently live?

		Response Percent	Response Count
Area 1		14.3%	2
Area 2		28.6%	4
Area 3		21.4%	3
Area 4		35.7%	5
Other (please specify)			0
answered question			14
skipped question			63





11. Currently RTA express trips only serve Atascadero’s downtown City Hall area. If there were a bus stop closer to where you live, would you be more likely to take transit?

		Response Percent	Response Count
Yes		64.3%	9
No		35.7%	5
answered question			14
skipped question			63






12. If yes, where would you suggest a convenient stop location?

	Response Count
	7
answered question	7
skipped question	70

13. Currently the travel time on RTA’s Route #9 express trips from Atascadero to Cal Poly is 22 minutes. How likely would you be to ride the bus to work if the travel time were reduced by approximately 10 minutes?

		Response Percent	Response Count
Very likely		71.4%	10
Somewhat likely		14.3%	2
Somewhat unlikely		7.1%	1
Very unlikely		7.1%	1
Not sure		0.0%	0
answered question			14
skipped question			63

14. What are some hurdles that prevent you from riding the bus? Mark all that apply.

		Response Percent	Response Count
Child pick-up/drop-off		16.7%	2
Need for flexibility in work schedule		41.7%	5
Lunchtime errands		8.3%	1
Need car for work		8.3%	1
Other (please specify)		58.3%	7
answered question			12
skipped question			65

15. Please use the text box below to comment in any way that you think will help RTA in making better schedule decisions in the future. Feel free to provide your email if you would like us to respond to your inquiry or suggestion.

	Response Count
	41
answered question	41
skipped question	36