

# Academic Senate Report

## Fall 2021

# Office of the Registrar

---

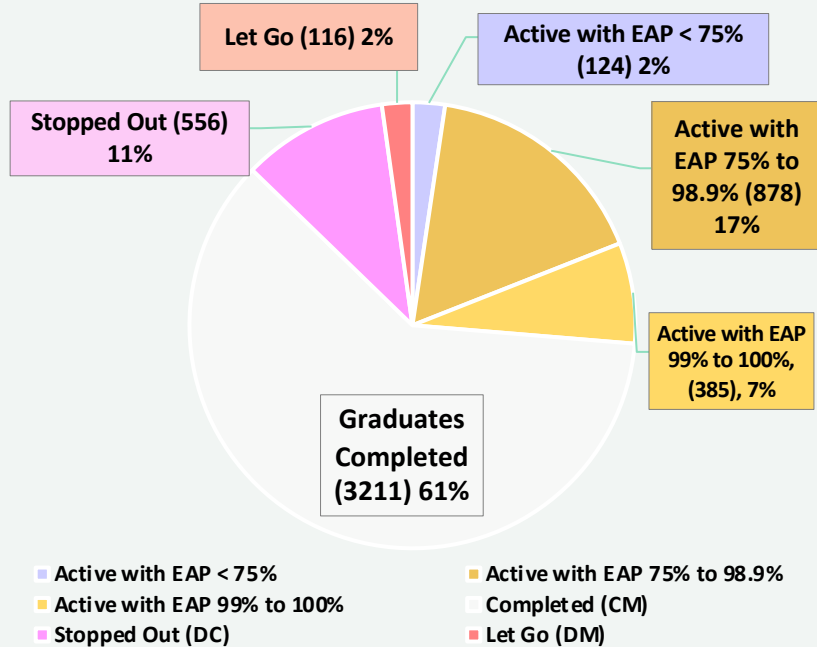
Presented by Cem Sunata, University Registrar



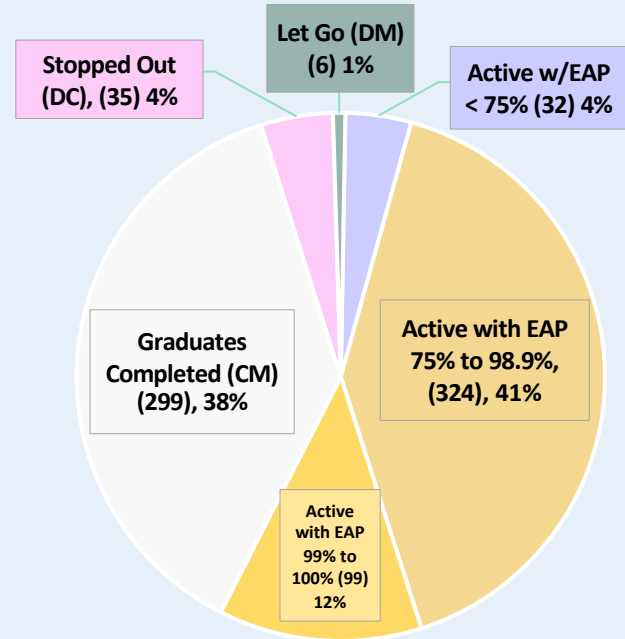
**CAL POLY**

# 2017 Cohort Academic Progress

## Fall 2017 Freshmen by Student Status

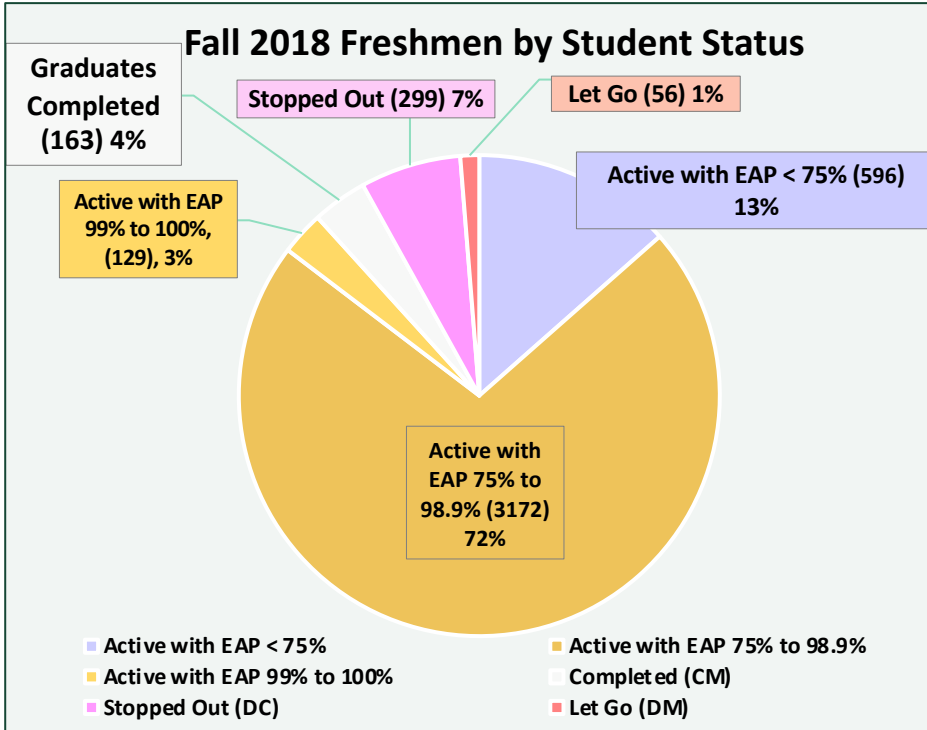


## Fall 2019 Transfers by Student Status

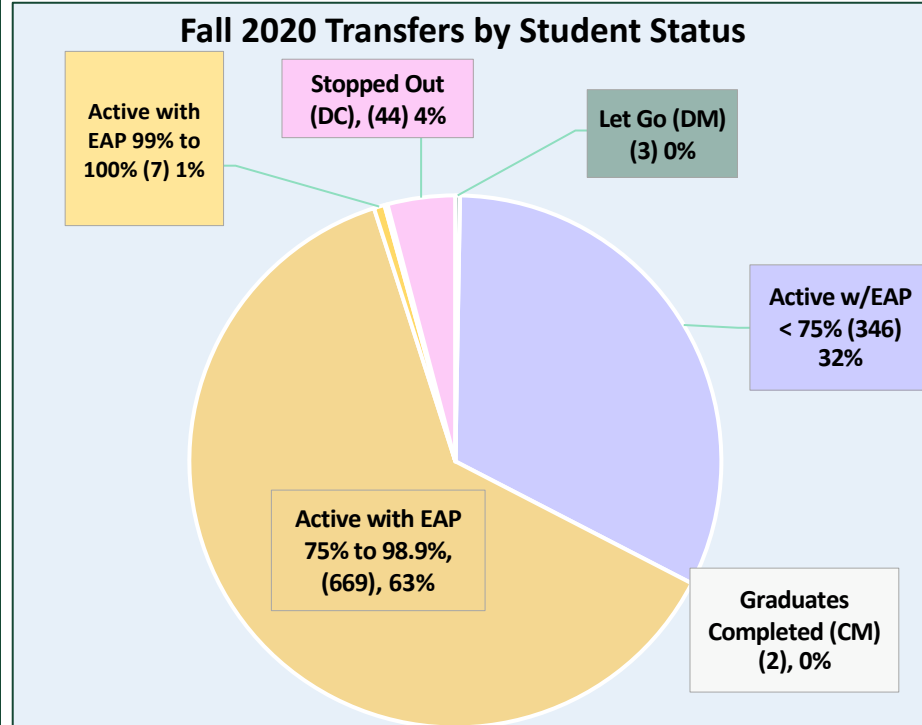


# 2018 Cohort Academic Progress

## Fall 2018 Freshmen by Student Status



## Fall 2020 Transfers by Student Status



# DPR for Graduate Programs

## Master's Programs Going Live for 2022-23 Catalog

- MS Psychology
- MA English
- MA History
- MS Business Analytics
- MS Packaging Value Chain
- MS Taxation
- MA Curriculum and Instruction
- MA Educational Leadership and Administration
- MS Higher Education Counseling and Student Affairs
- MS Special Education
- MS Fire Protection Engineering
- MS Industrial Engineering
- MAGD Agricultural Education

Master's programs going live for 2023-24 Catalog are to be determined.

# Winter 2022 Classes by Modality

Count of Instruction Mode Column Labels

Row Labels	CAED	CAFES	CENG	CLA	CSM	OCOB	HNRS, ICA, LAES, UNIV	Grand Total
Asynchronous	7.03%	2.29%	0.52%	6.22%	3.18%	5.30%	60.29%	3.91%
In Person	82.43%	94.16%	97.87%	83.83%	89.69%	80.30%	30.88%	89.76%
Synchronous	4.86%	1.46%	1.19%	4.24%	4.99%	7.95%	2.94%	3.40%
In Person/Async Hybrid	1.35%	1.98%	0.31%	5.14%	1.43%	4.92%	5.88%	2.28%
In Person/Sync Hybrid	3.78%	0.00%	0.10%	0.17%	0.27%	0.38%	0.00%	0.35%
Sync/Async Hybrid	0.54%	0.10%	0.00%	0.40%	0.44%	1.14%	0.00%	0.29%
<b>Grand Total</b>	<b>100.00%</b>	<b>100.00%</b>	<b>100.00%</b>	<b>100.00%</b>	<b>100.00%</b>	<b>100.00%</b>	<b>100.00%</b>	<b>100.00%</b>

	CAED	CAFES	CENG	CLA	CSM	OCOB	HNRS, ICA, LAES, UNIV	Total
<b>Total % - some in person</b>	87.57%	96.14%	98.29%	89.15%	91.39%	85.61%	36.76%	92.39%
<b>Total % - fully virtual</b>	12.43%	3.86%	1.71%	10.85%	8.61%	14.39%	63.24%	7.61%

# Winter Term Block Scheduling

	2222**	2212	2202	2192*	2182
Average units including holds	11.9	10.93	11.43	9.32	10.4
Average units w/o zero unit holds (Includes Pass Through students)	12.07	11.24			
Average units w/o zero units	12.1	11.39	11.9	9.72	11.12
Zero Units Pass Through	12	60			
Zero Units w/Holds	68	132			
All Zero Units	80	192	184	168	343
1-3 Units	5	21	16	34	16
4 Units	236	345	286	557	433
5-7 Units	51	104	78	220	236
8 Units	635	755	648	868	856
9-11 Units	325	416	341	757	436
12 Units	1608	1220	1064	658	1210
13-15 Units	741	929	922	516	736
16 Units	1205	814	1087	346	998
Students	4886	4796	4626	4124	5264
	2222**	2212	2202	2192*	2182
Percent at 8 or more units	92%	86%	87%	76%	80%
Percent at 12 or more units	73%	62%	66%	37%	56%
*GE Area A not blocked in 2192					
**GE Area F included in blocking for most majors					

# Other Initiatives



## **Graduation Denied List**

Office of the Registrar working with University Retention and other staff and faculty stakeholders to track down students who planned to but were denied graduation. Reasons: incomplete requirements (e.g., senior project), pending grades, etc.



## **Schedule Builder**

Working to bring in a software solution that will allow faculty and staff access to schedule builder.



## **Degree Planner**

Releasing a more intuitive user interface this fall.

