

Online Student Evaluation of Instruction Response Rates 2017 – 2018

Prepared by
Office of Academic Personnel

And Presented by
Ken Brown
Academic Senate Faculty Affairs Committee chair
Fall 2018

Pilot commenced Spring 2015–Spring 2016

Procedure

- Evaluation period during last two weeks of instruction
- Students notified by email
 - One email per class per day

Response rates in pilot

Fall 2015	64.3%
Winter 2016	58.8%
Spring 2016	50.6%

Procedure for university-wide rollout 2016-2017

Two one-week evaluation periods

- Normal: Sunday–Friday of last week of instruction
- Early: Sunday–Friday of penultimate week of instruction

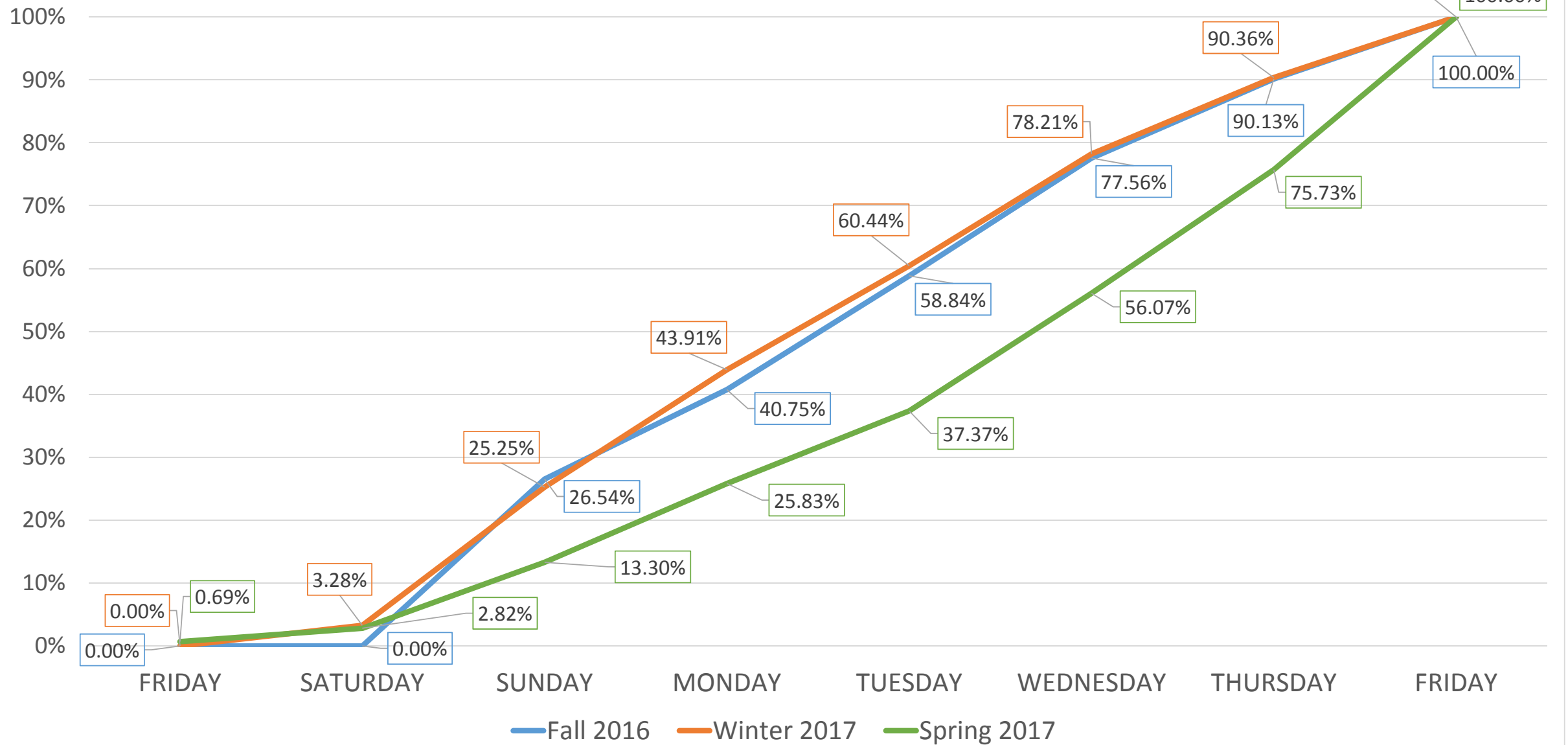
Students notified by email

- Prior to evaluation period
- Daily reminders for evaluations not yet completed

Response rates:

Fall 2016	66%
Winter 2017	61%
Spring 2017	55%

Response Accumulation for Fall 2016, Winter 2017 and Spring 2017



Procedure for 2017-2018

Students

- Portal shows links for class evaluations
- Email reminders at start of evaluation and Wed, Thur, Fri

Instructors

- Email about response rates
- Portal links for their evaluated classes
- Portal reports response rates

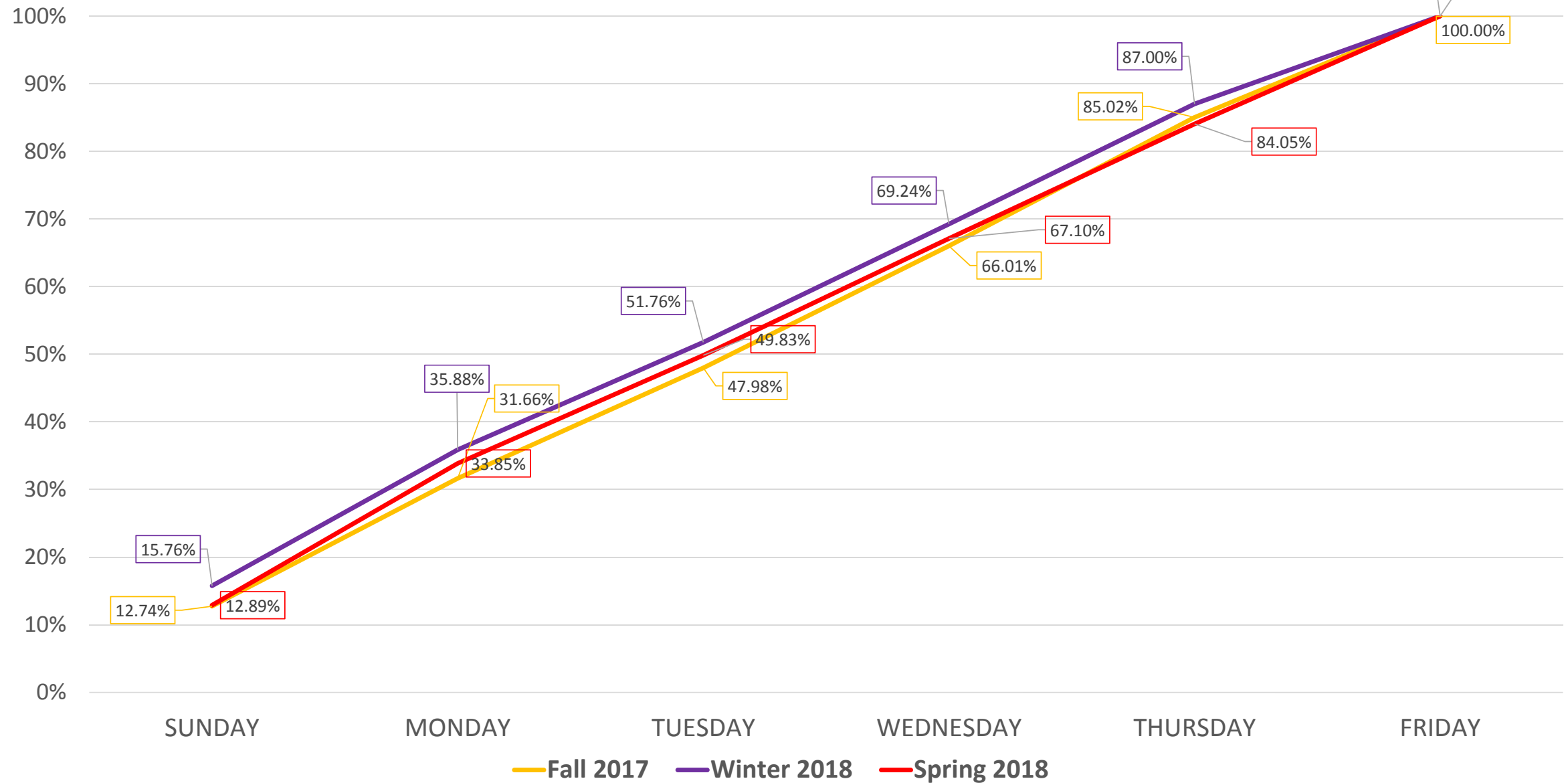
Response Rates 2017-2018

Fall 2017 59.22%

Winter 2018 57.63%

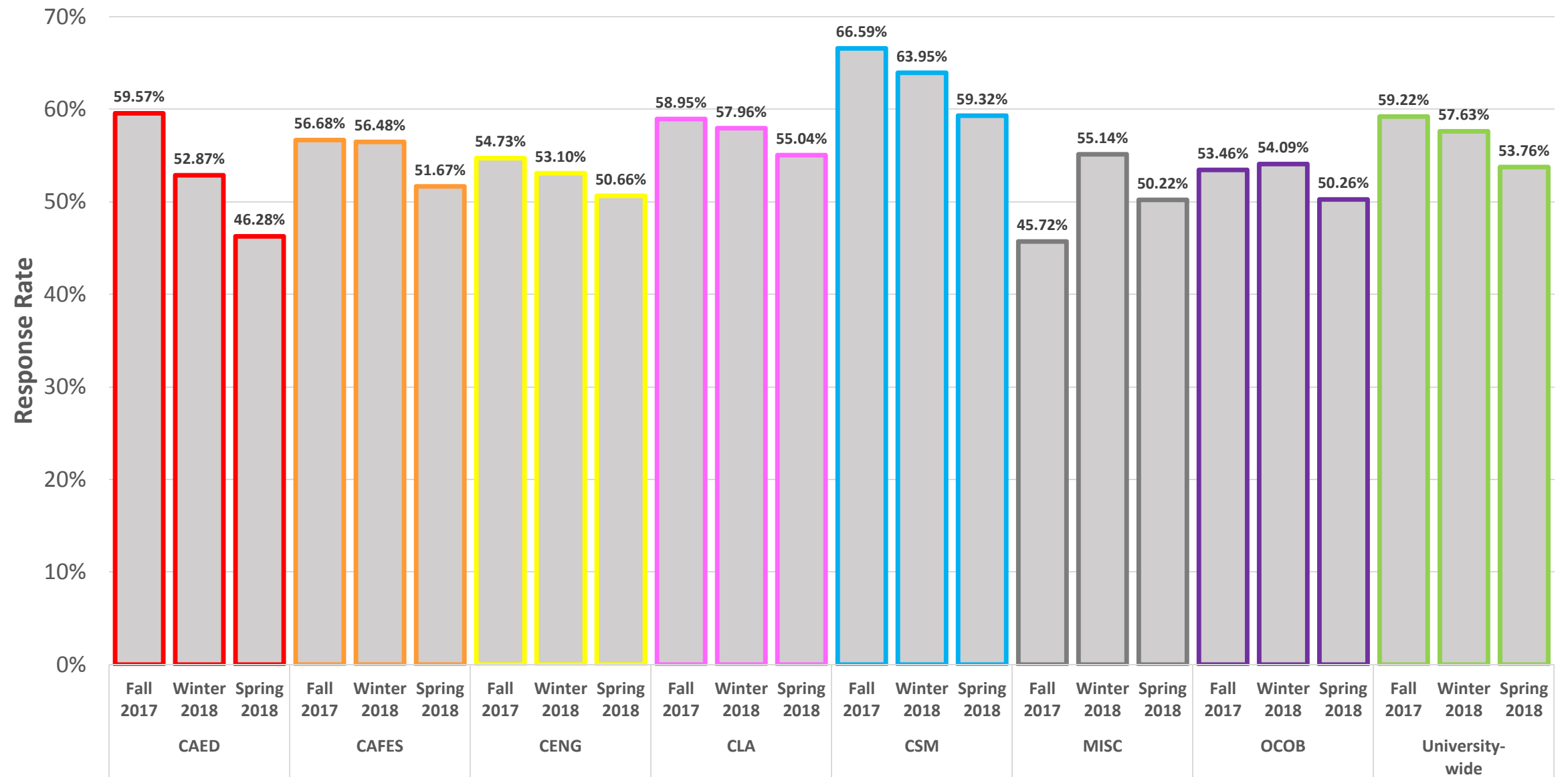
Spring 2018 53.76%

Response Accumulation for Fall 2017, Winter 2018 and Spring 2018



Response Rate by College

Fall 2017, Winter 2018 and Spring 2018



Procedure for 2018-2019

Students

- Portal shows links for class evaluations
- Email reminders at start of evaluation and Wed, Thur, Fri

Faculty

- **No more response rate notification emails**
- Faculty have the ability to monitor response rates live through the portlet
- Faculty access to portlet on the Monday before the evaluation period
- Faculty receive email notification that courses queued for evaluation are visible on the portlet
- Faculty encouraged to ensure all courses that meet the evaluation criteria are queued.