

HIINGA Hospital Project

Abstract

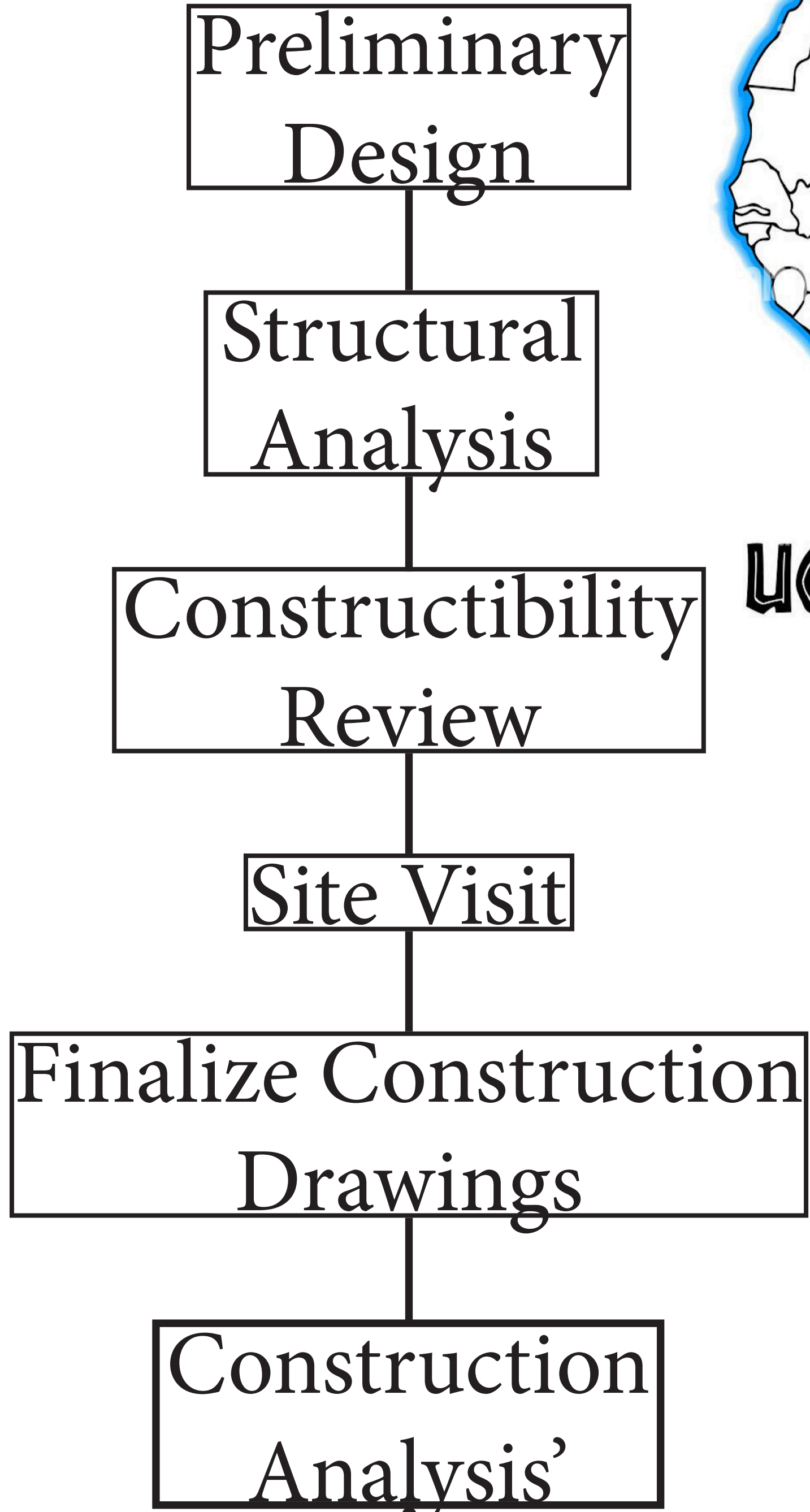
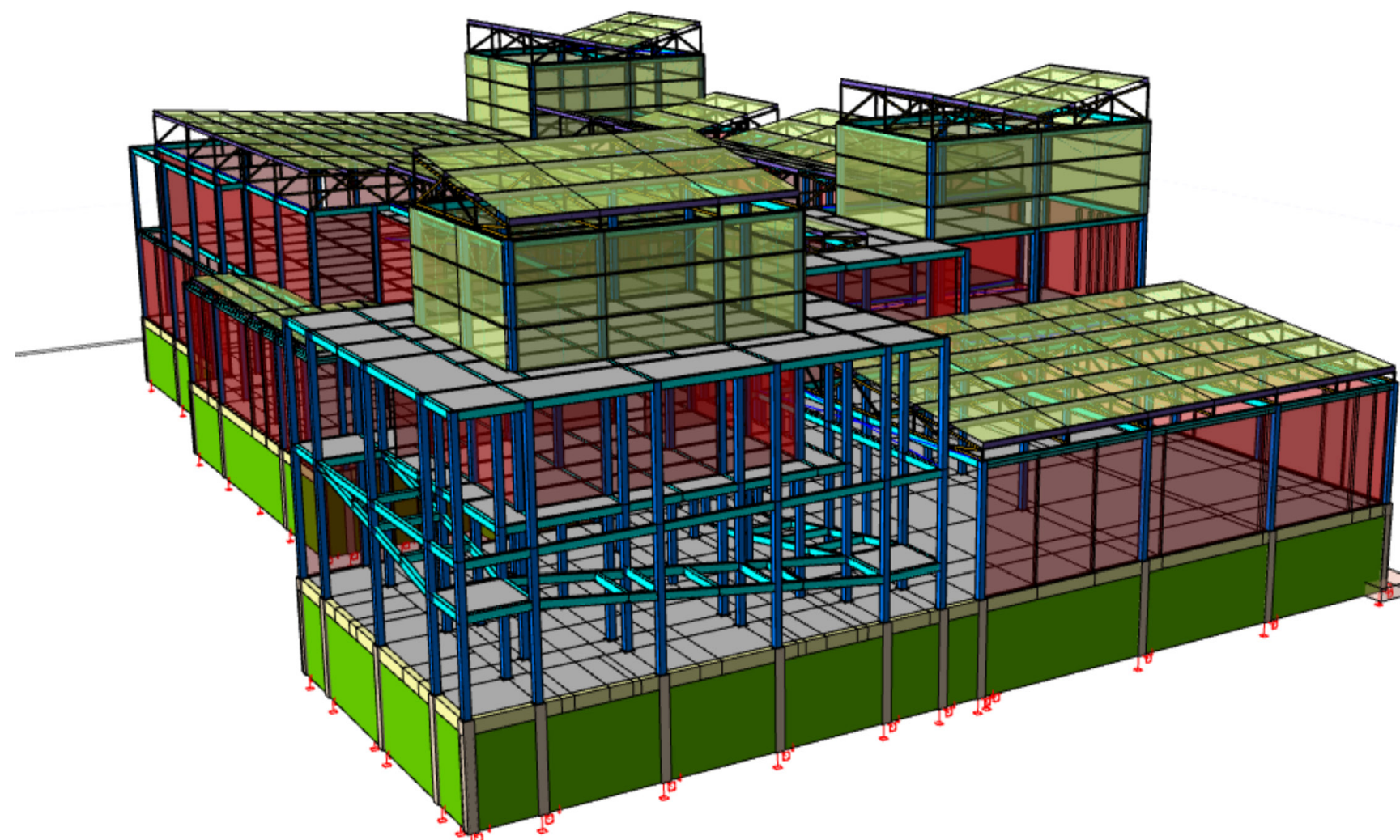
This project outlines the role of a construction management student in the interdisciplinary development of an urgent care clinic and hospital in Kampala, Uganda. HIINGA Inc, a non-profit dedicated to investing in small businesses in Eastern Africa, tasked a team of Cal Poly students to develop a preliminary design and construction analysis' of these facilities.



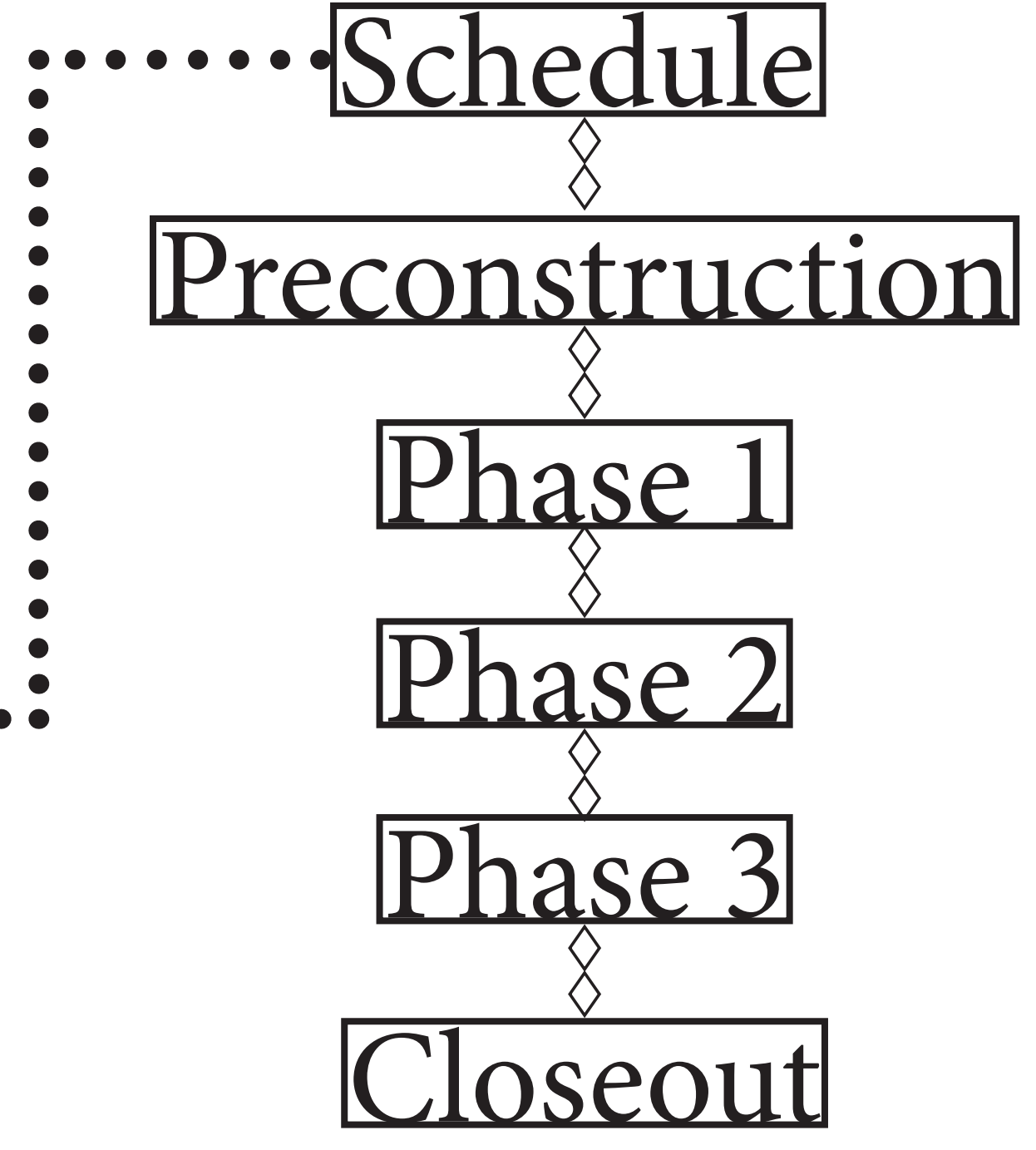
Cost Estimate for Urgent Care Clinic - Figure 4

Code	Division Name	ALL	<\$10M	COST PER SQM	Clinic SQM	Products	Subjective Values	Subjective \$/SQM	Original Values	Adjusted Subjective \$/SQM	Subjective Totals	Currency Conversion
0	Procurement & Contract Reqs	2.79%	2.75%	\$69.27	397.58	\$27,538.69	2.75%	\$69.39	2.75%	\$47.91	\$19,047.58	UGX69,523,659
1	General Reqs	12.03%	10.60%	\$207.99	397.58	\$82,690.97	9.00%	\$176.68	10.60%	\$184.92	\$73,518.79	UGX268,343,593
2	Sitework	0.00%	0.00%	\$0.00	397.58	\$0.00	0.00%	0	0.00%	\$0.00	\$0.00	UGX0
3	Concrete	4.78%	3.10%	\$67.68	397.58	\$26,907.47	3.10%	\$67.68	3.10%	\$54.10	\$21,510.93	UGX78,514,879
4	Masonry	2.29%	2.04%	\$50.05	397.58	\$19,899.76	5.50%	\$134.94	2.04%	\$35.60	\$14,155.58	UGX51,667,856
5	Metal	5.34%	2.28%	\$56.62	397.58	\$22,510.26	6.50%	\$161.41	2.28%	\$39.79	\$15,820.94	UGX57,746,427
6	Wood, Plastics	5.99%	9.39%	\$199.62	397.58	\$79,363.65	1.00%	\$21.26	9.39%	\$163.88	\$65,157.29	UGX237,824,100
7	Thermal & Moisture Protection	5.09%	3.51%	\$73.98	397.58	\$29,410.98	3.50%	\$73.71	3.51%	\$61.30	\$24,373.27	UGX88,962,423
8	Doors & Windows	5.50%	5.83%	\$120.80	397.58	\$48,026.88	7.00%	\$145.17	5.83%	\$101.66	\$40,419.72	UGX147,531,990
9	Finishes	13.01%	14.13%	\$280.83	397.58	\$111,652.61	10.00%	\$198.71	14.13%	\$246.66	\$98,065.53	UGX357,939,200
10	Specialties	0.94%	1.04%	\$17.65	397.58	\$7,018.41	1.00%	\$17.06	1.04%	\$18.06	\$7,181.87	UGX26,213,838
11	Equipment	0.69%	0.06%	\$1.53	397.58	\$609.83	1.00%	\$24.54	0.06%	\$1.09	\$433.69	UGX1,582,961
12	Furnishings	0.14%	0.18%	\$4.60	397.58	\$1,829.49	0.15%	\$3.78	0.18%	\$3.19	\$1,266.37	UGX4,622,247
13	Special Construction	0.41%	0.26%	\$6.78	397.58	\$2,696.10	0.20%	\$5.27	0.28%	\$4.49	\$1,786.79	UGX6,521,800
14	Conveying Systems	0.78%	0.63%	\$14.48	397.58	\$5,755.95	0.00%	\$0.00	0.63%	\$11.00	\$4,371.58	UGX15,956,250
15	Mechanical	3.14%	0.00%	\$0.00	397.58	\$0.00						
16	Electrical	1.72%	0.00%	\$0.00	397.58	\$0.00						
		0.00%	0.00%	\$0.00	397.58	\$0.00						
21	Fire Suppression	0.92%	1.36%	\$31.81	397.58	\$12,645.97	1.30%	\$30.35	1.36%	\$23.78	\$9,454.40	UGX34,508,555
22	Plumbing	4.37%	4.43%	\$106.11	397.58	\$42,185.34	4.00%	\$95.75	4.43%	\$77.36	\$30,757.15	UGX112,263,613
23	HVAC	15.33%	18.41%	\$334.35	397.58	\$132,932.51	15.00%	\$272.42	18.41%	\$321.31	\$127,747.14	UGX466,277,069
26	Electrical	14.69%	20.01%	\$385.35	397.58	\$153,206.72	15.00%	\$288.87	20.01%	\$349.24	\$138,849.56	UGX506,800,877
	Totals	99.95%	100.00%	\$2,029.48	397.58	\$806,881.60	86.00%	\$1,745.31	100.00%	\$1,745.35	\$693,918.17	UGX2,532,801,336

Estimate.....Quantity Takeoff.....



UGANDA



Arley W. Landis
awlandis@calpoly.edu
Subject Matter Expert: Eric J. Brinkman
Senior Project Director: Philip L. Barlow
California Polytechnic State University
San Luis Obispo, California