




Looking West up First Street



Cross Section Through First Street Commercial District  
1"=10'-0"



A Detail of Boyle Ave. & First Street




Cross Section Through First Street Center Median  
1"=10'-0"



Typical Building Elevations

NTS




Mariachi Plaza Perspective



Mariachi Plaza Detail Plan  
1"=10'-0"

0 10 20 40 100



# Los Vecinos



The Corner of First Street & Boyle Ave.



Boyle Ave. Looking Towards Pleasant Street



Looking East Down First Street



Fountain and Round-about Detail Looking S.E. Towards the I5