

# Plexiglass Protection Shield for the Testbed System of the ATHLETE Rover

Shin Adachi  
Jet Propulsion Laboratory  
Summer 2011

# The ATHLETE Rover



- All-Terrain Hex-Limbed Extra-Terrestrial Explorer
- Wheel-on-limb concept
- Can drive or walk

# Performance/Tools

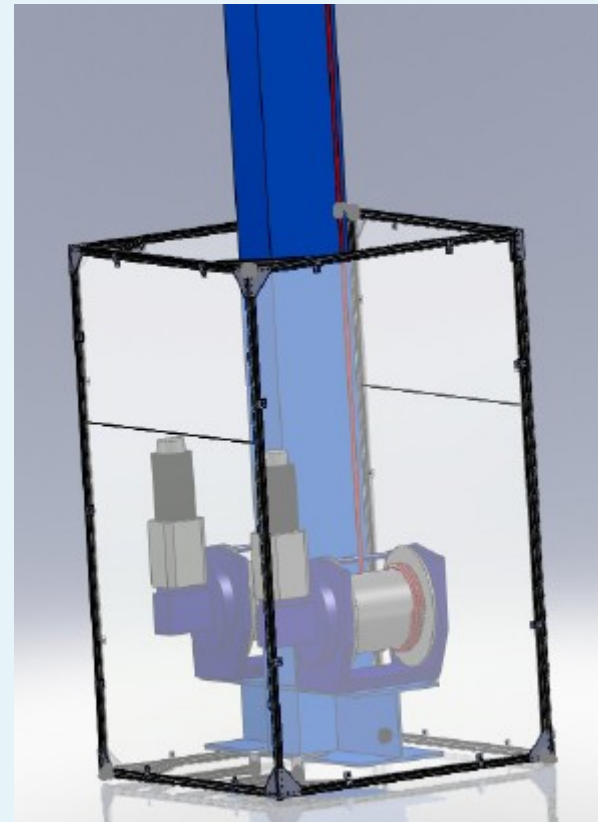


# The Testbed System


- System of cables, pulleys, and winches to suspend and maneuver the ATHLETE rover in air for landing simulations
- Currently in development
- To land on a “mock asteroid”

# Protection Shield

- Requirements:
  - Protect visitors
  - Easily removable for maintenance
  - “Head tall” minimum height



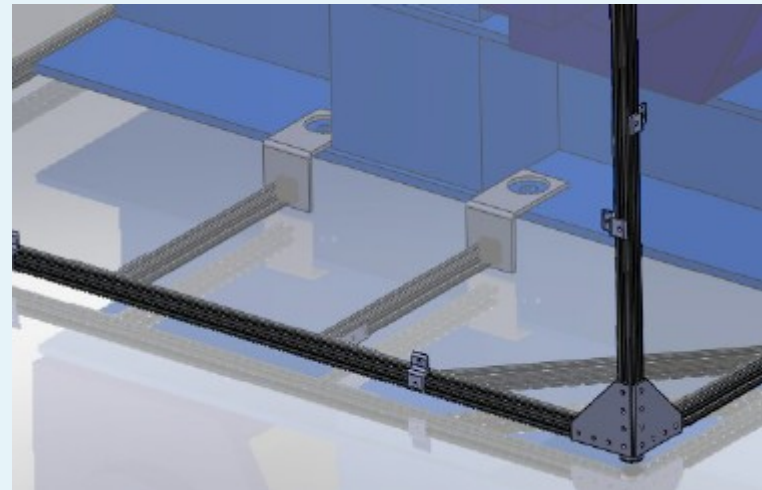
# Back Panel Connection



- Attached to the rest of the shield with a linear bearing
- Bearing allows back panel to slide off
- Satisfies the “Easily removable” requirement

# Frame to Column Connection

- Rigid placement
- Hooks onto bolts
  - Bolts were already there to fix the columns in place
- Allows removable of the whole protection shield by simply lifting





# Acknowledgments





# Disclaimer

This material is based upon work supported by the S.D. Bechtel, Jr. Foundation and by the National Science Foundation under Grant No. 0952013 and Grant No. 0934967. Any opinions, findings, and conclusions or recommendations expressed in this material are those of the authors and do not necessarily reflect the views of the S.D. Bechtel, Jr. Foundation or the National Science Foundation.